

---

**KENNEWICK IRRIGATION DISTRICT**  
**RESOLUTION 2018-18**

---

**2018 Authorized Positions and Salary Range Revision**

**A RESOLUTION** for the purpose of revising the Kennewick Irrigation District position list and salary ranges establishing positions and salary ranges.

**WHEREAS**, due to current and future leadership needs of the Engineering and Operations Department replacing the Assistant Engineering Manager position with an Assistant Engineering/Operations Manager position with a new salary range of \$7,223.07 to \$9,679.12 per month; and

**WHEREAS**, in interest of increasing flexibility within the Operations group staff feels it is necessary to increase the number of operations staff in Maintenance from 11 to 12 positions, and Vegetation Technician from one (1) to zero (0); and

**WHEREAS**, the wage range for the maintenance position would be unchanged and almost completely offset by decreasing the Vegetation Technician by one (1) FTE; and

**WHEREAS**, due to the volume of projects and the associated timelines staff recommends adding the following positions for a period of 4.25 months:

- 1) Four (4) Temporary Carpenter at with a range of \$18.00 - \$22.88 per hour
- 2) Six (6) Temporary Landscaper/Street Restoration Workers at \$13.89 per hour

; and


**WHEREAS**, due to the volume of projects and the associated timelines staff also recommends adding four (4) additional Temporary Landscaper/Street Restoration Workers (which will be transferred from Water Off Seasonal positions) and extending the duration of those four (4) positions through December 31, 2018; and


**WHEREAS**, the District has budgeted for the work to be performed by these temporary staff in the Non-Irrigation Infrastructure and Capital Upgrade and Improvement Funds;


**NOW, THEREFORE, BE IT RESOLVED**, as follows:

1. The Assistant Engineering Manager position shall be replaced with the Assistant Engineering/Operations Manager position with the salary range as herein proposed;
2. The number of operations staff in Maintenance shall be increased from eleven (11) to twelve (12) positions, and the Vegetation Technician position shall be reduced from one (1) to zero (0);
3. Ten (10) temporary positions will be added as herein proposed; and
4. Four (4) additional Temporary Landscaper/Street Restoration Workers will be added and extended through December 31, 2018.

Resolution 2018-18 is hereby adopted by the Board of Directors of Kennewick Irrigation District, Benton County, Washington, at an open public meeting thereof this 5<sup>th</sup> day of June, 2018.

  
\_\_\_\_\_  
**Dean Dennis, President**

  
\_\_\_\_\_  
**Gene Huffman, Director**

  
\_\_\_\_\_  
**Kirk Rathbun, Vice President**

  
\_\_\_\_\_  
**David McKenzie, Director**

  
\_\_\_\_\_  
**Raman Venkata, Director**

Positions and Salary Ranges including 2% COLA 2018 Budget January 1, 2018	Positions, FTEs, & Ranges Monthly Salary or Hourly Rate		Number of Authorized Positions	Total FTE's Per Dept
	Bottom	Top		
<b>EXECUTIVE DEPT</b>				
* District Manager	12,467.91	15,271.16	1	
Executive Assistant	3,962.49	5,311.46	1	
Public Relations Coordinator	3,957.67	5,165.38	1	
			<b>Executive:</b>	3.00
<b>FINANCE DEPT</b>				
* Comptroller/Treasurer	10,193.29	11,843.22	1	
Customer Account Supervisor	6,071.32	7,748.61	1	
Accountant I	4,866.81	6,506.60	1	
Accountant II	5,261.08	7,364.23	1	
Accounting Technician	21.40	27.94	2	
Accounting Clerk	19.25	25.80	1	
Customer Service Specialist III	22.02	25.51	1	
Customer Service Specialist II	17.41	22.73	3	
Janitor/Handy-Person	13.89	15.97	1.0	
			<b>Finance:</b>	11.00
<b>ENGINEERING DEPT</b>				
* Engineering/Operations Manager	10,381.53	13,005.00	1	
Assistant Engineering/Operations Manager	7,223.07	9,679.12	1	
Assistant Engineering Manager	6,080.70	8,146.37	0	
Project Manager	6,271.53	8,404.35	1	
Executive Assistant	3,962.49	5,311.46	1	
Staff Engineer I (EIT)	29.44	39.14	3	
Staff Engineer II	31.72	43.38	0	
Construction Inspector/Locator	23.09	30.13	1	
Locator/Engineering Technician	22.06	28.76	1	
CAD Specialist	24.82	32.36	1	
			<b>Engineering:</b>	10.00
Staff Engineer I (Temporary, EIT)	29.44	39.14	1	
Engineering Intern (2@ .35 FTE ea)	12.48	15.92	2	
Temporary Code Enforcement (Temp-up to 4 mos)	28.20	28.20	0	
			<b>Temp Engineering:</b>	3.00
<b>OPERATIONS DEPT</b>				
Assistant Operations Manager	6,080.70	8,146.37	1	
Temporary Operations Superintendent	32.16	40.32	1	
Operations Lead	29.23	33.63	3	
Pump Technician	24.80	28.52	3	
Mechanic/Warehouser	23.63	27.17	2	
Maintenance	22.88	26.34	12	
Canal Patrol	22.88	26.34	1	
Vegetation Control Specialist	23.91	27.51	1	
Vegetation Control Technician	21.74	24.99	0	
Maintenance Laborer	13.89	15.97	5	
Pump & Control Specialist	26.24	30.40	2	
Administrative Assistant	18.52	24.83	1	
Instrumentation Technician	28.51	34.19	2	
			<b>Operations:</b>	34.00
Temporary Carpenter	18.00	22.88	5	
Temporary Welder / Fabricator	17.34	22.44	2	
Temporary System Electrician	25.50	25.50	1	
Temporary Landscaper / Street Restoration Worker	13.89	13.89	9	
Temporary Landscaper / Street Restoration Worker 4.25 mos x 6 Temps	13.89	13.89	6	
Temporary Operators-Winter up to 4.25 mos x 5 Temps	22.88	22.88	5	
Water Off Seasonal Employees-Winter up to 4.25 mos x 15 Temps	13.89	13.89	15	
Shophand/mechanics assitant (temporary)	13.89	13.89	1	
			<b>Temp Operations:</b>	44.00
<b>LAND AND WATER RESOURCES DEPT</b>				
* Land & Water Resources Manager	10,161.40	11,825.88	1	
Real Property Manager	4,866.81	6,506.60	1	
GIS Analyst/Developer	30.59	42.36	1	
Information Technology & Purchasing Specialist	24.54	32.78	1	
			<b>Land/Water:</b>	4.00
* District Manager, Treasurer, Eng./Ops Manager, & Land & Water Resources Manager ranges are special onetime ranges that reflect the Districts special current need to defend its water rights at this time and the exceptional qualifications of the incumbents. When the current incumbents leave the District the ranges will revert to their previous lower levels.				
Normal District Manager	9,084.75	11,595.53		
Normal Comptroller/Treasurer	7,455.06	9,993.42		
Normal Engineering/Operations Manager	7,747.51	10,381.53		
Normal Land & Water Resources Manager	7,434.82	9,962.15		
			<b>Total FTEs*:</b>	62.00
			<b>Total Temps:</b>	47.00
				109.00

**\*\*Note**  
The following positions are underfilled as staff are trained to fill vacant positions  
Pump & Control Specialist