
**KENNEWICK IRRIGATION DISTRICT
RESOLUTION 2021-06**

2021 Authorized Positions and Salary Range Revision I

A RESOLUTION for revising the Kennewick Irrigation District position list and salary ranges establishing positions and salary ranges.

WHEREAS, the Board of Directors, in conducting the annual review of the District Manager, determined that the District Manager had done a superb job in the last year of guiding KID staff safely and efficiently through the complications and restrictions of the COVID-19 outbreak and allowing KID to deliver the 2020 irrigation water to our customers without interruption despite all the obstacles; and

WHEREAS, the Board of Directors in consideration of superior performance of the District Manager decided to increase the District Manager's salary by 2%; and

WHEREAS, the Board of Directors also determined that the Engineering/Operations Manager had done a superior job last year, as well dealing with the operational, and health and safety challenges COVID-19, the Board decided to increase the top of range for the Engineering/Operations Manager by 2%, as well.

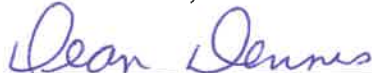
NOW, THEREFORE, BE IT RESOLVED, as follows:


1. The top of range for the District Manager be increased by 2% effective November 2, 2020. The monthly rate will be \$16,237.88 for November 2, 2020 through December 31, 2020, and \$16,562.64 from January 1, 2021, going forward.
2. The Board authorizes the District Manager's salary to be increased to the new top of range, effective November 2, 2020.
3. The top of range for the Engineering/Operations Manager will be increased by 2% to \$14,104.84 effective January 1, 2021.


Resolution 2021-06 is hereby adopted by the Board of Directors of Kennewick Irrigation District, Benton County, Washington, at an open public meeting thereof this 2nd day of February, 2021.


Gene Huffman, President
ABSENT

Arland Ward, Director


Dean Dennis, Director


David McKenzie, Vice President


Kirk Rathbun, Director

2021 Positions and Salary Ranges Resolution 2021-06	Positions, FTEs, & Ranges Monthly Salary or Hourly Rate		Number of Authorized Positions	Total FTE's Per Dept
EXECUTIVE DEPT	Bottom	Top		
* District Manager	13,257.16	16,562.64	1	
Executive Assistant	4,612.09	6,218.48		
PUBLIC RELATIONS DIVISION				
Public Relations Coordinator	4,208.20	5,492.38		
	Executive:			3.00
FINANCE DEPT	Bottom	Top		
* Comptroller/Treasurer	10,838.55	12,592.94	1	
Accounting Supervisor	6,528.00	8,517.56		
Accountant I	5,174.90	6,752.08		
Accounting Clerk	20.46	27.44		
Accounting Technician	22.76	29.71		
CUSTOMER SERVICE DIVISION				
Customer Account Supervisor	6,455.65	8,239.12		
Customer Service Specialist II	18.51	24.16		
Customer Service Specialist III	23.41	27.12		
Janitor/Handy-Person	14.77	19.31		
	Finance:			11.00
ENGINEERING	Bottom	Top		
* Engineering/Operations Manager	11,038.71	14,104.84		
Assistant Engineering/Operations Manager	7,680.31	10,291.84		
Assistant Engineering Manager	6,465.63	8,662.06		
Project Manager	6,668.54	8,936.38		
Professional Land Surveyor	33.73	46.12		
Executive Assistant	4,612.09	6,218.48		
CAD Specialist	26.40	34.40		
Construction Inspector/Locator	24.55	32.04		
Locator/Engineering Technician	23.46	30.58		
Staff Engineer I (EIT)	31.30	41.62		
Staff Engineer II	33.73	46.12		
	Engineering:			10.00
Engineering Intern (2@.35 FTE ea)	13.77	16.93		
Staff Engineer I (Temporary, EIT)	31.30	41.62		
Temporary Code Enforcement (Temp-up to 4 mos)	29.99	29.99		
	Temp Engineering:			2.00
OPERATIONS DEPT	Bottom	Top		
Assistant Operations Manager	6,465.63	8,662.06		
Administrative Assistant	19.70	26.41		
Instrumentation Technician	30.31	36.35		
Maintenance I	15.81	18.39		
Maintenance II	18.39	24.33		
Maintenance III	24.33	28.01		
Mechanic/Warehouser	25.12	28.90		
Operations Lead	31.08	35.76		
Electrician I	27.91	32.32		
Pump Technician	26.38	30.32		
Temporary Operations Superintendent	34.20	42.87		
Vegetation Control Specialist	25.43	29.25		
Vegetation Control Technician	23.11	26.57		
	Operations:			35.00
Shop Hand / Mechanics Assistant - Temporary	14.77	14.77		
Temporary Carpenter	19.15	24.33		
Temporary Landscaper / Street Restoration Worker	14.77	14.77		
Temporary Maintenance Laborer	14.77	14.77		
Temporary Operators	24.33	24.33		
Temporary System Electrician	27.11	27.11		
Temporary Welder / Fabricator	18.43	23.86		
Water Off Seasonal Employees	14.77	14.77		
	Temp Operations:			50.00
	Operations/Engineering:			97.00
LAND AND WATER RESOURCES DEPT	Bottom	Top		
* Land & Water Resources Manager	10,804.65	12,574.50		
IT DIVISION				
GIS Analyst/Developer	32.53	45.04		
Information Technology & Purchasing Specialist	26.09	34.85		
REALTY DIVISION				
Real Property Manager	5,174.90	6,918.74		
	Land/Water:			4.00
* District Manager, Treasurer, Eng./Ops Manager, & Land & Water Resources Manager ranges are special onetime ranges that reflect the Districts special current need to defend its water rights at this time and the exceptional qualifications of the incumbents. When the current incumbents leave the District the ranges will revert to their previous lower levels.				
Normal District Manager	9,659.84	12,329.57		
Normal Comptroller/Treasurer	7,926.98	10,626.03		
Normal Engineering/Operations Manager	8,237.95	11,038.71		
Normal Land & Water Resources Manager	7,905.47	10,592.78		
	Total			115.00
	Total FTEs*:			63.00
	Total Temps:			52.00